



Pattern created with
[Row Counter App](#)
[Open in the app >](#)

Drop Stitch Lace Tee

by emmajwilliams



Pattern informations

Size:

women M

Pattern Instructions

Front

Row 1

Cast on 143

From row 1 to 14:

Knit

Row 15

Prep Row

Step 1: Take your working needle and insert the tip into the first stitch on your main needle, knitwise.

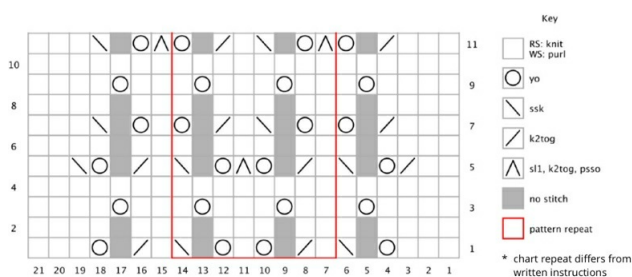
Step 2: Wrap your working yarn around the knitting needle three (3) times.

Step 3: Pull the wraps through the stitch on your main needle as if knitting.

Repeat Steps 1-3 to the end of the row

Row 16

Knit all the stitches normally, releasing the wrapped stitches as you go.



From row 17 to 20:

Knit

Row 21

K3, *yo, ssk, k1, k2tog, yo, k1, repeat from * to last 2 sts, k2.

Row 22

Purl

Row 23

K4, yo, *k3, yo, repeat from * to last 4 sts, k4.

Row 24

Purl

Row 25

K2, k2tog, yo, ssk, k1, k2tog, yo, *sl1-k2tog-pssso, yo, ssk, k1, k2tog, yo, repeat from * to last 4 sts, ssk, k2.

Row 26

Purl

Row 27

K3, *k2tog, yo, k1, yo, ssk, k1, repeat from * to last 2 sts, k2.

Row 28

Purl

Row 29

K4, yo, *k3, yo, repeat from * to last 4 sts, k4.

Row 30

Purl

Row 31

K3, *k2tog, yo, sl1-k2tog-pssso, yo, ssk, k1, repeat from * to last 2 sts, k2.

Row 32

Purl

Row 33

Prep Row

Step 1: Take your working needle and insert the tip into the first stitch on your main needle, knitwise.

Step 2: Wrap your working yarn around the knitting needle three (3) times.

Step 3: Pull the wraps through the stitch on your main needle as if knitting.

Repeat Steps 1-3 to the end of the row

Row 34

Knit all the stitches normally, releasing the wrapped stitches as you go.

From row 35 to 48:

Knit

Row 49

Prep Row

Step 1: Take your working needle and insert the tip into the first stitch on your main needle, knitwise.

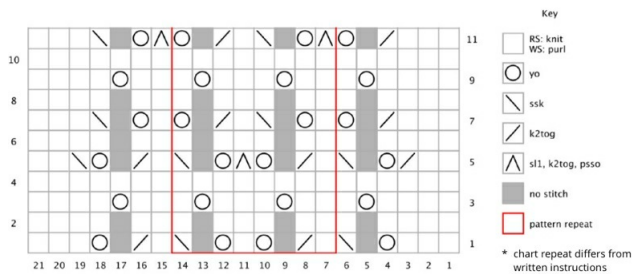
Step 2: Wrap your working yarn around the knitting needle three (3) times.

Step 3: Pull the wraps through the stitch on your main needle as if knitting.

Repeat Steps 1-3 to the end of the row

Row 50

Knit all the stitches normally, releasing the wrapped stitches as you go.



From row 51 to 54:

Knit

Row 55

K3, *yo, ssk, k1, k2tog, yo, k1, repeat from * to last 2 sts, k2.

Row 56

Purl

Row 57

K4, yo, *k3, yo, repeat from * to last 4 sts, k4.

Row 58

Purl

Row 59

K2, k2tog, yo, ssk, k1, k2tog, yo, *sl1-k2tog-ssso, yo, ssk, k1, k2tog, yo, repeat from * to last 4 sts, ssk, k2.

Row 60

Purl

Row 61

K3, *k2tog, yo, k1, yo, ssk, k1, repeat from * to last 2 sts, k2.

Row 62

Purl

Row 63

K4, yo, *k3, yo, repeat from * to last 4 sts, k4.

Row 64

Purl

Row 65

K3, *k2tog, yo, sl1-k2tog-ssso, yo, ssk, k1, repeat from * to last 2 sts, k2.

Row 66

Purl

Row 67

Prep Row

Step 1: Take your working needle and insert the tip into the first stitch on your main needle, knitwise.

Step 2: Wrap your working yarn around the knitting needle three (3) times.

Step 3: Pull the wraps through the stitch on your main needle as if knitting.

Repeat Steps 1-3 to the end of the row

Row 68

Knit all the stitches normally, releasing the wrapped stitches as you go.

From row 69 to 82:

Knit

Row 83

Prep Row

Step 1: Take your working needle and insert the tip into the first stitch on your main needle, knitwise.

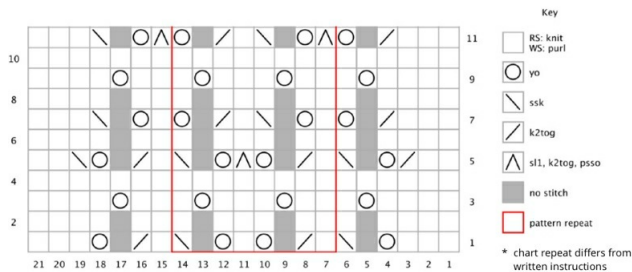
Step 2: Wrap your working yarn around the knitting needle three (3) times.

Step 3: Pull the wraps through the stitch on your main needle as if knitting.

Repeat Steps 1-3 to the end of the row

Row 84

Knit all the stitches normally, releasing the wrapped stitches as you go.



Row 85

K3, *yo, ssk, k1, k2tog, yo, k1, repeat from * to last 2 sts, k2.

Row 86

Purl

Row 87

K4, yo, *k3, yo, repeat from * to last 4 sts, k4.

Row 88

Purl

Row 89

K2, k2tog, yo, ssk, k1, k2tog, yo, *sl1-k2tog-pssso, yo, ssk, k1, k2tog, yo, repeat from * to last 4 sts, ssk, k2.

Row 90

Purl

Row 91

K3, *k2tog, yo, k1, yo, ssk, k1, repeat from * to last 2 sts, k2.

Row 92

Purl

Row 93

K4, yo, *k3, yo, repeat from * to last 4 sts, k4.

Row 94

Purl

Row 95

K3, *k2tog, yo, sl1-k2tog-pssso, yo, ssk, k1, repeat from * to last 2 sts, k2.

Row 96

Purl

From row 97 to 100:

Knit

Row 101

Prep Row

Step 1: Take your working needle and insert the tip into the first stitch on your main needle, knitwise.

Step 2: Wrap your working yarn around the knitting needle three (3) times.

Step 3: Pull the wraps through the stitch on your main needle as if knitting.

Repeat Steps 1-3 to the end of the row

Row 102

Knit all the stitches normally, releasing the wrapped stitches as you go.

From row 103 to 111:

Knit

Row 112

Knit and cast on 24 stitches

Row 113

Knit row and cast on 24 stitches

From row 114 to 116:

Knit

Row 117

Prep Row

Step 1: Take your working needle and insert the tip into the first stitch on your main needle, knitwise.

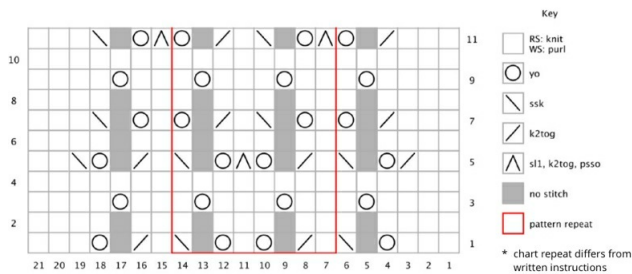
Step 2: Wrap your working yarn around the knitting needle three (3) times.

Step 3: Pull the wraps through the stitch on your main needle as if knitting.

Repeat Steps 1-3 to the end of the row

Row 118

Knit all the stitches normally, releasing the wrapped stitches as you go.



Row 119

K3, *yo, ssk, k1, k2tog, yo, k1, repeat from * to last 2 sts, k2.

Row 120

Purl

Row 121

K4, yo, *k3, yo, repeat from * to last 4 sts, k4.

Row 122

Purl

Row 123

K2, k2tog, yo, ssk, k1, k2tog, yo, *sl1-k2tog-pss0, yo, ssk, k1, k2tog, yo, repeat from * to last 4 sts, ssk, k2.

Row 124

Purl

Row 125

K3, *k2tog, yo, k1, yo, ssk, k1, repeat from * to last 2 sts, k2.

Row 126

Purl

Row 127

K4, yo, *k3, yo, repeat from * to last 4 sts, k4.

Row 128

Purl

Row 129

K3, *k2tog, yo, sl1-k2tog-pss0, yo, ssk, k1, repeat from * to last 2 sts, k2.

Row 130

Purl

From row 131 to 133:

Knit

Row 134

Prep Row

Step 1: Take your working needle and insert the tip into the first stitch on your main needle, knitwise.

Step 2: Wrap your working yarn around the knitting needle three (3) times.

Step 3: Pull the wraps through the stitch on your main needle as if knitting.

Repeat Steps 1-3 to the end of the row

Row 135

Knit all the stitches normally, releasing the wrapped stitches as you go.

From row 136 to 150:

Knit

Row 151

Prep Row

Step 1: Take your working needle and insert the tip into the first stitch on your main needle, knitwise.

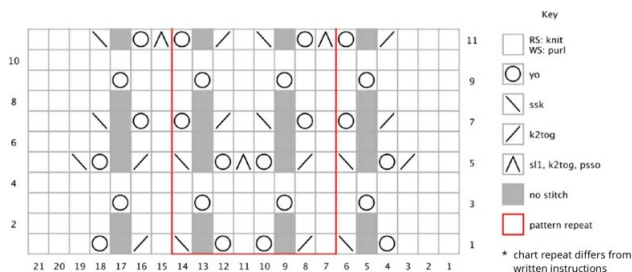
Step 2: Wrap your working yarn around the knitting needle three (3) times.

Step 3: Pull the wraps through the stitch on your main needle as if knitting.

Repeat Steps 1-3 to the end of the row

Row 152

Knit all the stitches normally, releasing the wrapped stitches as you go.



Row 153

K3, *yo, ssk, k1, k2tog, yo, k1, repeat from * to last 2 sts, k2.

Row 154

Purl

Row 155

K4, yo, *k3, yo, repeat from * to last 4 sts, k4.

Row 156

Purl

Row 157

K2, k2tog, yo, ssk, k1, k2tog, yo, *sl1-k2tog-ssso, yo, ssk, k1, k2tog, yo, repeat from * to last 4 sts, ssk, k2.

Row 158

Purl

Row 159

K3, *k2tog, yo, k1, yo, ssk, k1, repeat from * to last 2 sts, k2.

Row 160

Purl

Row 161

K4, yo, *k3, yo, repeat from * to last 4 sts, k4.

Row 162

Purl

Row 163

K3, *k2tog, yo, sl1-k2tog-ssso, yo, ssk, k1, repeat from * to last 2 sts, k2.

Row 164

Purl

From row 165 to 167:

Knit

Row 168

Prep Row

Step 1: Take your working needle and insert the tip into the first stitch on your main needle, knitwise.

Step 2: Wrap your working yarn around the knitting needle three (3) times.

Step 3: Pull the wraps through the stitch on your main needle as if knitting.

Repeat Steps 1-3 to the end of the row

Row 169

Knit all the stitches normally, releasing the wrapped stitches as you go.

From row 170 to 182:

Knit

Row 183

Prep Row

Step 1: Take your working needle and insert the tip into the first stitch on your main needle, knitwise.

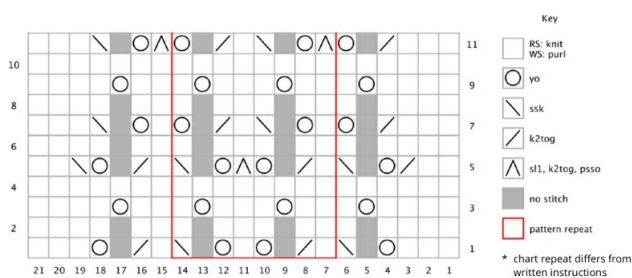
Step 2: Wrap your working yarn around the knitting needle three (3) times.

Step 3: Pull the wraps through the stitch on your main needle as if knitting.

Repeat Steps 1-3 to the end of the row

Row 184

Knit all the stitches normally, releasing the wrapped stitches as you go.



Row 185

K3, *yo, ssk, k1, k2tog, yo, k1, repeat from * to last 2 sts, k2.

Row 186

Purl

Row 187

K4, yo, *k3, yo, repeat from * to last 4 sts, k4.

Row 188

Purl

Row 189

K2, k2tog, yo, ssk, k1, k2tog, yo, *sl1-k2tog-pss0, yo, ssk, k1, k2tog, yo, repeat from * to last 4 sts, ssk, k2.

Row 190

Purl

Row 191

K3, *k2tog, yo, k1, yo, ssk, k1, repeat from * to last 2 sts, k2.

Row 192

Purl

Row 193

K4, yo, *k3, yo, repeat from * to last 4 sts, k4.

Row 194

Purl

Row 195

K3, *k2tog, yo, sl1-k2tog-pss0, yo, ssk, k1, repeat from * to last 2 sts, k2.

Row 196

Purl

From row 197 to 200:

Knit

Row 201

Prep Row

Step 1: Take your working needle and insert the tip into the first stitch on your main needle, knitwise.

Step 2: Wrap your working yarn around the knitting needle three (3) times.

Step 3: Pull the wraps through the stitch on your main needle as if knitting.

Repeat Steps 1-3 to the end of the row

Row 202

Knit all the stitches normally, releasing the wrapped stitches as you go.

From row 203 to 208:

Knit

Row 209

Bind off